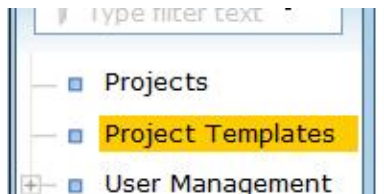


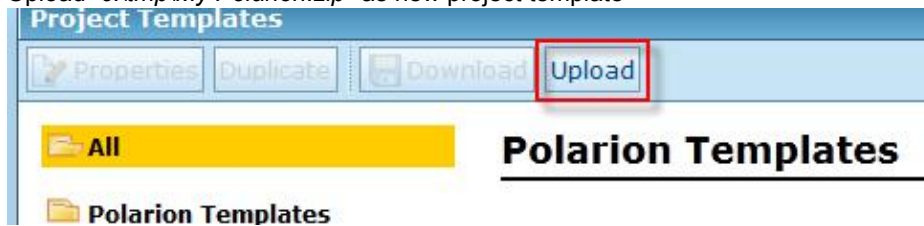
# How To Install "My Polarion"

This little description shall help you to install "My Polarion" to your Polarion server

1. Download latest Version of "My Polarion" and save it e.g. under c:\tmp
2. Open Polarion portal and go to global *administration*|*Project Templates*



3. Upload "c:\tmp\My Polarion.zip" as new project template

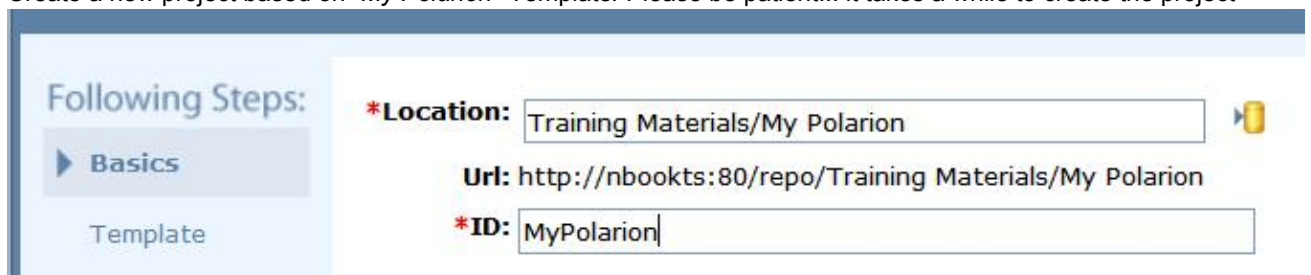


4. Verify that "My Polarion" template appears as new project template

## Custom Templates




5. Create a new project based on "My Polarion" Template. Please be patient... it takes a while to create the project





## Create New Project



5.

**Following Steps:**

- Basics
- Template**
- Summary
- Creation
- Details

My Polarion (Polarion training materials and helpful checklists for Polarion Rollout and POC), build: 20111015-1903

-- no template (empty project) --

- ALM Project (Requirements Spec., Project Planning, Development, QA)
- ALM Project (Requirements Spec., Project Planning, Development, QA) + Maven Java Project Structure
- [REDACTED]
- My Polarion (Polarion training materials and helpful checklists for Polarion Rollout and POC), build: 20111015-1903**
- QA Project
- Software Specification Project (Requirements and Test Specification)

6. Now you should see the "My Polarion" home page.


MyPolarion > Home

Edit Actions Extract Work Item

### My Polarion - Training Materials - POC - Roll Out

Welcome to the "My Polarion" project. Depending on what you want to do click on one of the links below

- User Training: Understand the basic features of Polarion
- Power User Training: All you need to know to configure and customize Polarion to your own needs.
- Polarion POC: Main document for a Polarion POC
- Polarion Rollout: Main entry point for a Polarion roll out. Contains references to other relevant documents.



### Example Documents

E-Library\_2011.docx: Use this document for word import if you have no other document available.

### How to install this training

The training materials are available as Polarion project template. In the build section of the project: <http://community.polarion.org/polarion/#/project/MyPolarion/home> (limited access)

- Download the latest build
- Upload build as Polarion project template.
- Create a new project using "My Polarion" project template